










GreenBiz®

RENEWABLE ENERGY DEAL TRACKER

Below are twelve of the largest corporate renewable energy deals from U.S. companies disclosed during the fourth quarter of 2019.

DATE	COMPANY	CAPACITY (MW)	RESOURCE	LOCATION	DEAL TYPE*	TERM/YEARS
November 8		380	Solar & Wind	Texas	VPPAs	Not disclosed
October 22		366	Wind	Texas & Oklahoma	VPPAs	Not disclosed
December 3		329	Solar	Spain & US	VPPAs	Not disclosed
December 5		322	Solar & Wind	Spain & Sweden	VPPAs	10 Years
November 5		300	Wind	Nebraska	VPPA	Not disclosed
October 24		265	Solar & Wind	North Carolina, Virginia & Scotland	PPAs	Not disclosed
December 3		132	Solar	California	PPA	15 Years
October 4		109	Solar	Texas	PPA	12 Years
November 19		107	Solar	Georgia	PPA	Not disclosed
November 5		75	Wind	Texas	VPPA	Not disclosed
November 13		70	Solar	Texas	VPPA	12 Years
November 22		61.6	Solar	Virginia	PPA	Not disclosed
	TOTAL	819.6 MW				

* PPA = power purchase agreement VPPA = virtual power purchase agreement

Source: GreenBiz research/Corporate disclosures